


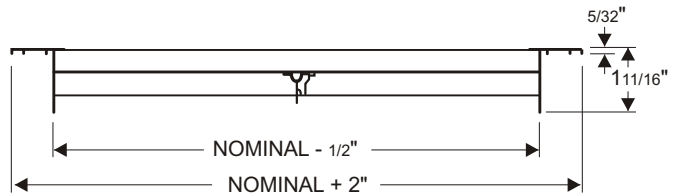
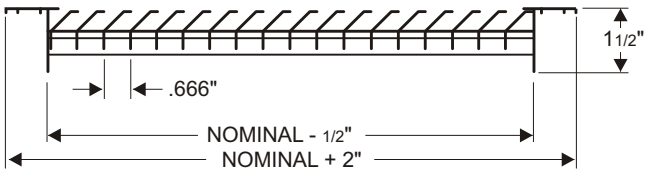
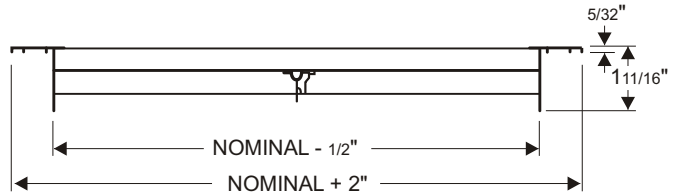
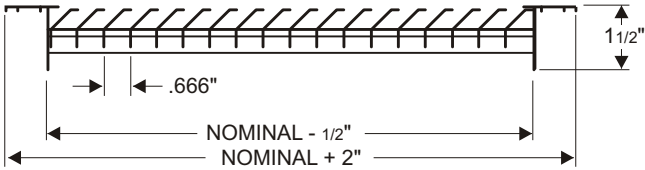
Return Grille



- ☑ All .055 T6 extruded aluminum surface mount return air grille.
- ☑ Center margins are mounted in the backside of grille for a streamline look.
- ☑ Countersunk mounting holes for flush appearance with color matching Phillips posidrive screws.
- ☑ Vision into return air duct is minimal.
- ☑ AGH Blades parallel to longest dimension.
- ☑ AGV Blades parallel to shortest dimension.
- ☑ Finish Standard: A Soft White
- ☑ Finishes Optional: B Driftwood Tan
C *Colors (see page 1)
F Satin Anodized

Optional:

- ☑ Recessed screwdriver operated Opposed Blade Damper.
- ☑ Reinforced construction for heavyduty applications.
- ☑ Insect screen.
- ☑ Fractional, odd, I.D. and O.D. sizes available.



CUSTOMER ORDER NO. --		
JOB --		
ARCHITECT --		
CUSTOMER --		
QTY	ORDER SIZE (W x H)	TAG