


# STAINLESS STEEL

## Stainless Steel Eggcrate



The Eggcrate Series provides 90% Free Area, bars are 24 ga. 304 SS in a 1/2" x 1/2" x 1/2" grid core. Type 316 SS available at additional cost. The eggcrate core offers a large opening area for return air flow. Other blade size and spacings are available consult with factory for availability.

**SEE OPTIONS PAGES:**

**FACTORY STANDARDS**

- 1/2" x 1/2" x 1/2" core.
- Type 304 stainless.
- Countersunk mounting screwholes.
- #6 x 1 1/4" stainless sheet metal screws.
- #4 satin polished finish.

**FACTORY OPTIONS (extra charge)**

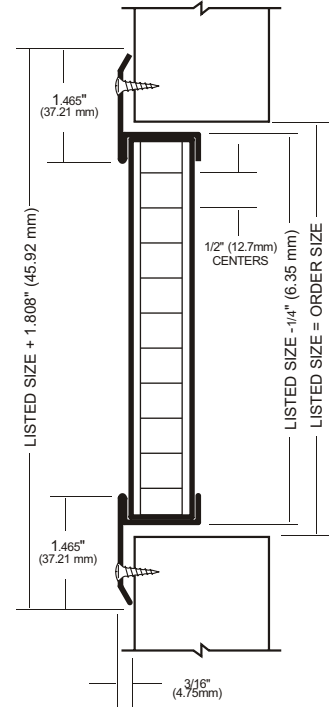
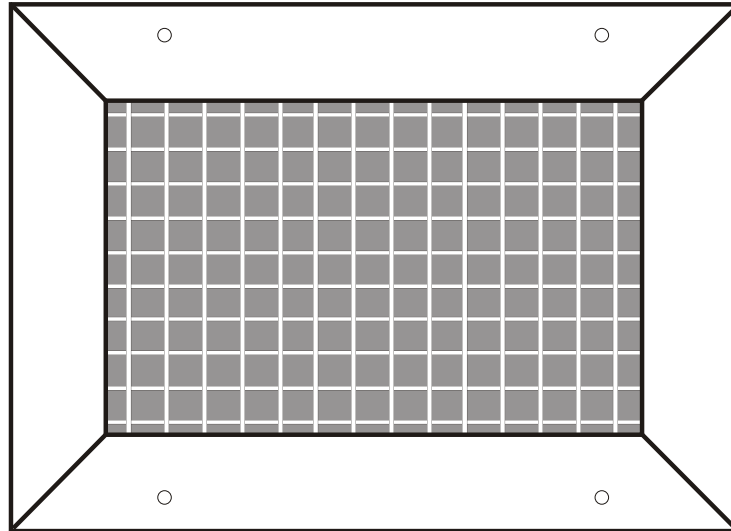
- Type 316 stainless, satin finish.

\* For Other Bar sizes and spacings Consult factory.

- Painted finish.

Minimum	Maximum
W x H	W x H
4" x 4"	48" x 48"

**U.S. Units to Metric Conversion**  
INCHES x (25.4) = MILLIMETERS



CUSTOMER ORDER NO. --				
JOB --				
ARCHITECT --				
CUSTOMER --				
QTY	ORDER SIZE (W x H)	DAMPER (Y/N)	TAG	304 OR 316