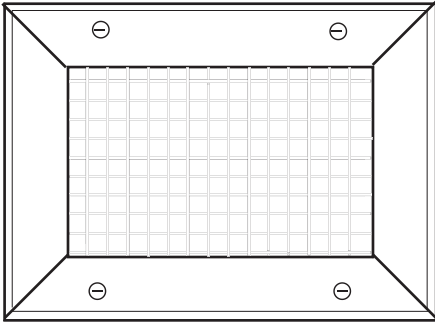


# SSHFG, SSFG (250, SSEGGCRATE)

## Hinged Filter Grille



The SSHFG 3/4" Lattice Design Series Filter Grille is hinged in our 1000 plaster frame. The Hinged Filter Grille allows access to filters or mechanical equipment. Specify with filter clips for filter applications, 1" filter depth standard, optional filter depth up to 2".

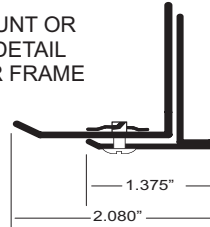
The SSHFG 3/4" Lattice Design Series Filter Grille is secured to the plaster frame with low profile 1/4 turn fasteners. Constructed from 304 stainless steel, satin finish standard. Type 316 stainless steel also available at an additional cost.

For lay-in specify "Lay-In Application."

- 250/ Egg Crate Core Standard.

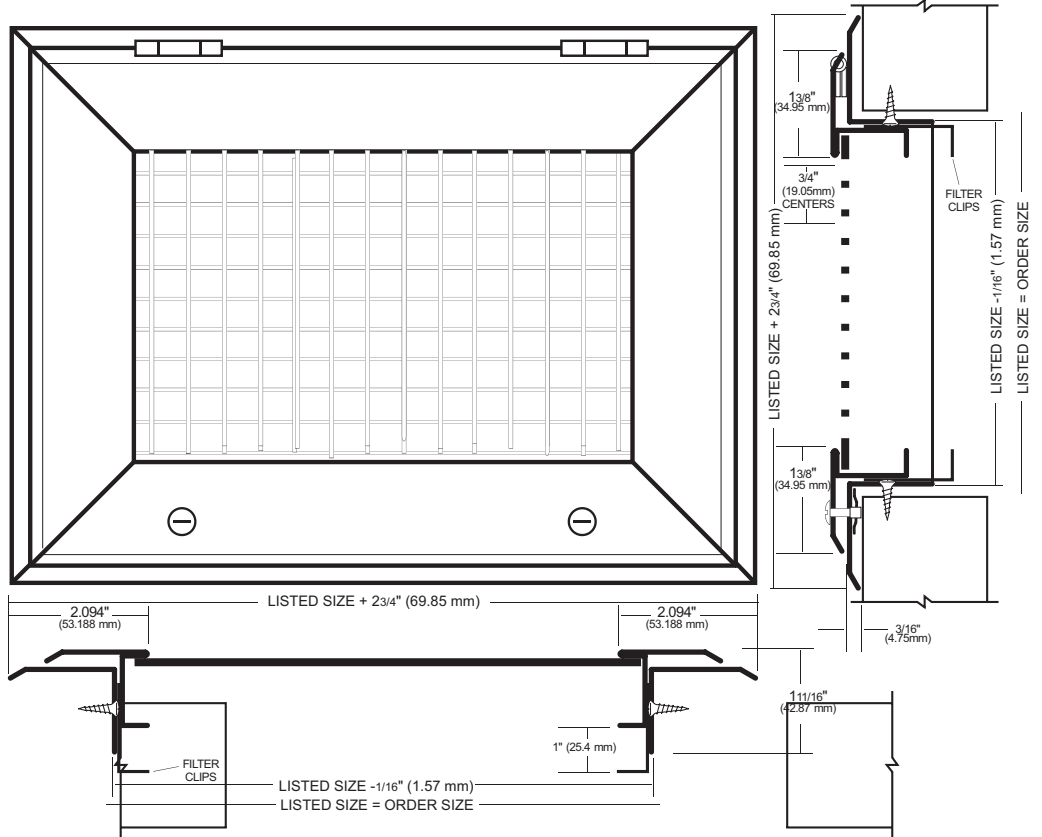
\* See Following Pages  
For Additional Combinations.

SURFACE MOUNT OR  
T-BAR LAY-IN DETAIL  
1000 PLASTER FRAME



LAY IN ORDERS

21" x 21" ORDER SIZE = 23.75" x 23.75" ACTUAL SIZE  
45" x 21" ORDER SIZE = 47.75" x 23.75" ACTUAL SIZE  
33" x 21" ORDER SIZE = 35.75" x 23.75" ACTUAL SIZE



CUSTOMER ORDER NO. --				
JOB --				
ARCHITECT --				
CUSTOMER --				
QTY	ORDER SIZE (W x H)	DAMPER (Y/N)	TAG	304 OR 316