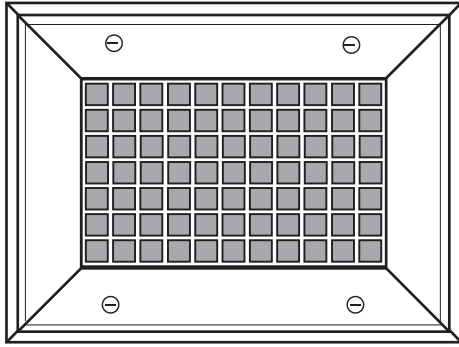


SSHFG LATTICE STEEL

Hinged Filter Grille, 3/4" Lattice Design



- 3/4" Design Core Standard.

The SSHFG/SSFG 3/4" Lattice Design Series Filter Grille is hinged/non-hinged in our 1000 plaster frame. This allows access to filters or mechanical equipment. Specify with filter clips for filter applications, 1" filter depth standard, optional filter depth up to 2".

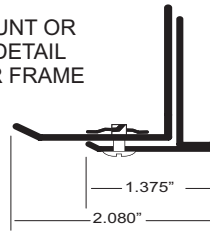
The SSHFG/SSFG 3/4" Lattice Design Series Filter Grille is secured to the plaster frame with low profile 1/4 turn fasteners. Constructed from 304 stainless steel, satin finish standard. Type 316 stainless steel also available at an additional cost.

For lay-in specify "Lay-In Application."

SURFACE MOUNT OR
T-BAR LAY-IN DETAIL
1000 PLASTER FRAME

LAY IN ORDERS

21" x 21" ORDER SIZE = 23.75" x 23.75" ACTUAL SIZE
45" x 21" ORDER SIZE = 47.75" x 23.75" ACTUAL SIZE
33" x 21" ORDER SIZE = 35.75" x 23.75" ACTUAL SIZE



Factory Standards

- Type 304 stainless.
- Countersunk mounting screwholes.
- #6 x 1 1/4" stainless sheet metal screws.
- #3 satin polished finish.
- 1/4 turn fasteners.

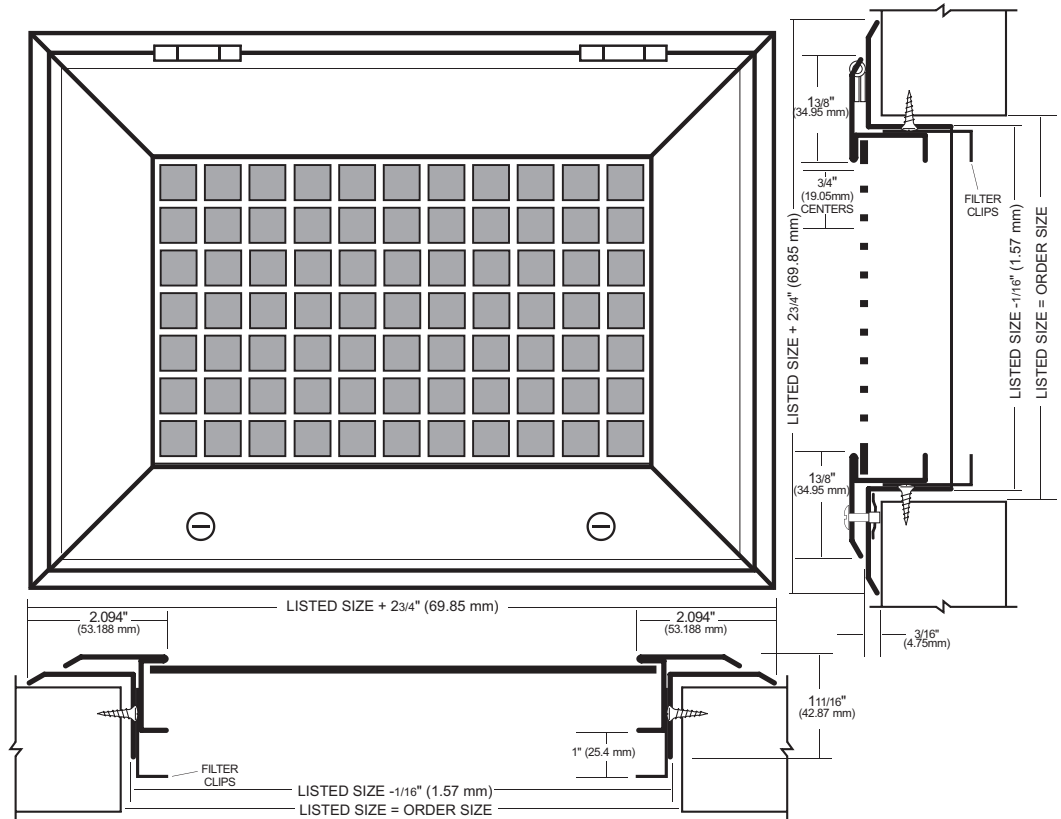
Factory Options (extra charge)

- Type 316 stainless, satin finish.
- Filter Clips (optional).
- Painted finish.
- S-44 OBD attached.

Minimum W x H	Maximum W x H
4" x 4"	60" x 48"

U.S. Units to Metric Conversion

INCHES x (25.4) = MILLIMETERS



CUSTOMER ORDER NO. --				
JOB --				
ARCHITECT --				
CUSTOMER --				
QTY	ORDER SIZE (W x H)	DAMPER (Y/N)	TAG	304 OR 316